

### ISE A1 sample exam

#### Conversation task

This task presents an opportunity for a realistic exchange of information.

In this task, the examiner chooses one of the subject areas from the list below:

- ▶ Personal details; family and friends
- ▶ Days of the week and months of the year; numbers to 100
- ▶ Rooms in the home
- ▶ Locations; places in local area
- ▶ Everyday activities: home life and routine
- ▶ Objects in household, classroom, bedroom, including colour and locations.

The examiner signals the start of this task by saying:

*'Hello! My name is ... What's your name? (so that's full name and this is ISE A1)*

*How are you today?'*

Once the candidate has responded, the examiner asks questions to elicit various functions of the ISE A1 level.

At the end of the Conversation task, the examiner says:

*'Thank you. Now we're going to move on to the Listening task.'*

#### Independent listening task

The candidate listens to two recordings and can take notes but responds orally.

##### Task 1

The examiner reads some instructions to introduce the task. If the candidate asks, the examiner may repeat the instructions once. Below is an example from the sample exam:

*'You hear four conversations. For each conversation, choose the correct answer: A, B or C. You can write the correct letter A, B, or C on your paper. You hear the conversation twice. You have ten seconds to look at the pictures. [After 10 seconds] Are you ready?'*

Note to examiner: Play the recording for task 1. Each question will play twice. Ask the questions included in this task allowing the candidate time to respond. The candidate has up to 15 seconds after the recording has finished playing for the second time to complete the task if necessary.

##### Task 2

*'You hear a message. There are three questions. Answer each question with one word or a number. You can write your answers on your paper. You hear the message twice. Are you ready?'*

Note to examiner: Play the recording for task 2. Each question will play twice. When the recording finishes continue reading the following instructions.

*'There are three questions. Please answer with one word or a number.'*

Note to examiner: Please ask the questions included in this task allowing the candidate time to respond. The candidate has up to 15 seconds after the recording has finished playing for the second time to complete the task if necessary.

**Task 1 Sample audio script**

Rubric: *ISE A1 Task 1*

Rubric: *Question 1. What number does Richard's friend live at?*

Girl: *Where do you live, Richard?*

Boy: *I live in house number 14. My friend lives in my street at number 35.*

Rubric: *Now listen again.*

Rubric: *Question 2. Where is Richard?*

Boy: *Where's Richard today?*

Girl: *He's not at home. He's playing with his school friends. They are at the beach.*

Rubric: *Now listen again.*

Rubric: *Question 3. What is on the table?*

Girl: *Tell me about your living room.*

Boy: *There's a table next to the TV. There's a picture on the table and the TV is on the wall.*

Rubric: *Now listen again.*

Rubric: *Question 4. What colour are the friend's eyes?*

Boy: *Is your best friend nice?*

Girl: *Yes, he is. He has brown hair and blue eyes. He wears a green t-shirt.*

Rubric: *Now listen again.*

Rubric: *This is the end of Task 1.*

Task 1 answer options

Question 1



A




B




C


Question 2



A




B

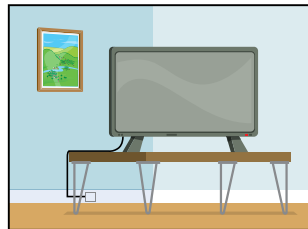


C


Question 3



A




B




C


Question 4



A



B



C

**Task 1 Answers**

Question	Answer
Question 1. What number does Richard's friend live at?	C
Question 2. Where is Richard?	C
Question 3. What is on the table?	A
Question 4. What colour are the friend's eyes?	A

**Task 2 Sample audio script**

Rubric: *ISE A1 Task 2*

Rubric: *Question 1: What time does the train go?*

Boy: *Hi, it's Richard, wake up! Are you ready for the beach? There's a train every half an hour. Our train goes at 11:30 and it arrives at 12:00, is that OK?*

Rubric: *Question 2: What can they have at the beach?*

Boy: *Then we can go to the beach and have a nice lunch. After, we can go and have an ice cream in the park.*

Rubric: *Question 3: What can they buy later?*

Boy: *Oh, can you bring sandwiches please? We can buy some drinks from the supermarket later. See you!*

Rubric: *Now listen again.*

Rubric: *This is the end of Task 2.*

**Task 2 Answers**

Question	Answer
Question 1. What time does the train go?	11.30
Question 2. What can they have at the beach?	Lunch
Question 3. What can they buy later?	Drinks